



KYOUKO TAKASE
PORTFOLIO 2022

Mai-chan's First Ballet Lesson Children's picture book

Story & Illustration : Kyouko Takase



- **Story and Illustration by Kyouko Takase**
- Published by Kodansha (Major Japanese Publisher)
- December 2022, 32p, 21.5x26.5 cm
- Watercolor, pencil

About this Project

I first learnt classical ballet as an adult and was fascinated by it.

In Japan, ballet is very popular among little girls and many of them are learning it. Unfortunately, however, public understanding is low. I planned a picture book to convey the appeal of ballet to small children and brought it to a publisher.



Mai-chan's First Ballet Lesson

Final Illustration page spread



Mai-chan's First Ballet Lesson

Research & Idea Development



What did I do to create this picture book?

- Research ballet shops.
- Observe at ballet classes
- Research basic ballet poses
- Incorporate fairy and insect costumes.
- Research on past illustrations



Mai-chan's First Ballet Lesson


Idea and Character Development, Coloring

□




Mai-chan's First Ballet Lesson

Story Development and Narrative



STORY:

Mai-chan loves ballet. Today is her first lesson day. She learns basic poses. Afterwards, the teacher tells the students to dance as if they were a princess or a prince.



Continued:.

Mai-chan wanted to be a ladybird princess. The children became different insects. It was a fun lesson. At night, the bug fairy invites Mai-chan to a ball at the castle.

Mai-chan's First Ballet Lesson

Introduction to Another ballet picture book in the same series

The ballet picture books are a series of three books that I brought to the project and will be published as a series of three books. This picture book with a pink cover is the first of these.
Published in November 2020, Kodansha. 21.5x26.5x1 cm, 32p, water color, pencil

This picture book is aimed at first-time ballet students and introduces what they need for their lessons.
The main character Mai-chan goes shopping at a ballet shop with her mother.



This picture book is the second in the series. A third book is being prepared after this one. I hope to see a lot of ballet performances in the UK, which will hopefully lead to the next picture book.



Mika and Capone Children's Picture Book
Story & Illustration : Kyouko Takase



Children's picture book
“Mika-chan to Capone”

• Hakusensha, Picture Book
Store Award 2011, 17th place

- Title: Mikachan and Capone
- Published by Bronze-shinsha,
- August 2011, 32p, 22x26.5cm
- watercolor, pencil



Mika and Capone Children's Picture Book
Illustration development

Mika, Capone, and Grandpa worked together to make many delicious tarts.



Mika and Capone Children's Picture Book

Character Development



•There are three characters. Mika, Capone, and Grandpa.
• I also made cookies in the shape of Capone.

Mika and Capone Children's Picture Book

The Story Completed

Story making

Mika takes some delicious bread to her grandfather. On the way, she meets a cat wearing sunglasses. The cat takes Mika-chan's bread, eats it all and runs away. But in her grandfather's garden, Mika meets the cat again. Grandpa is very kind. He offers to make delicious sweets together.



Mika and Capone
Illustration development



Unidentified Object

Art school challenge, October 2021

- Material: wire, feltt, packing material, yarn, natural cheese
- 40x35x22 cm

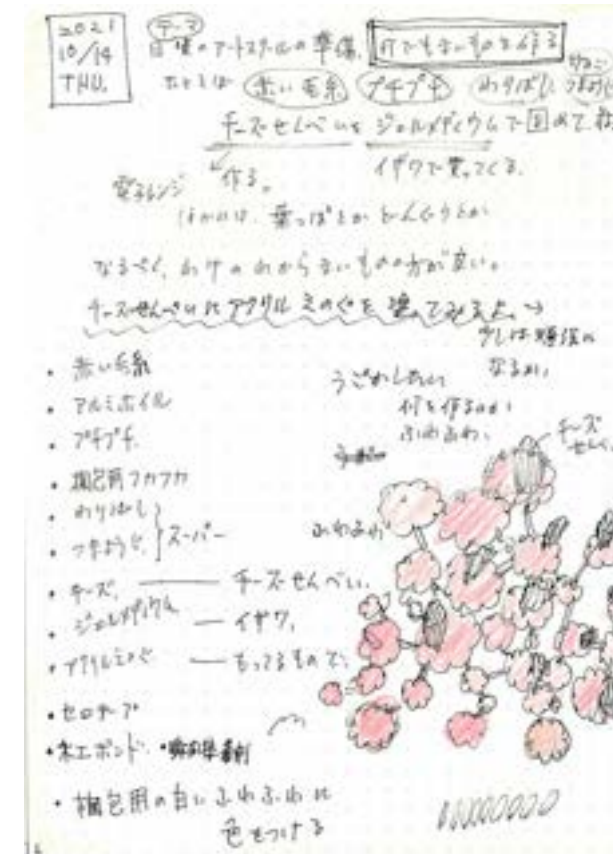


Unidentified Object

Art school challenge, October 2021

Research Unidentified Object surrounding us and Idea development

Looking for unidentified objects in my surroundings. And to find it.



Unidentified Object

Experiment, Making original story, December 2022






Experiment

“Peripei’s lovely Hair Ornament”
pen, colorpencil

I liked this assignment so much that I created an original story with these objects as the characters.

The main character, Peri Peri, is a small child. She is envious of the fine headdresses of the adults. She imitated the adults and tried to put a big ornament on it, but it was too heavy and tipped over. One day, Peri Peri had a good idea...



Drawing

Art school assignment, September 2021



Drawing assignment

- Draw self-portraits without looking at the hand at all, looking only at the mirror.

Art materials: coloured markers



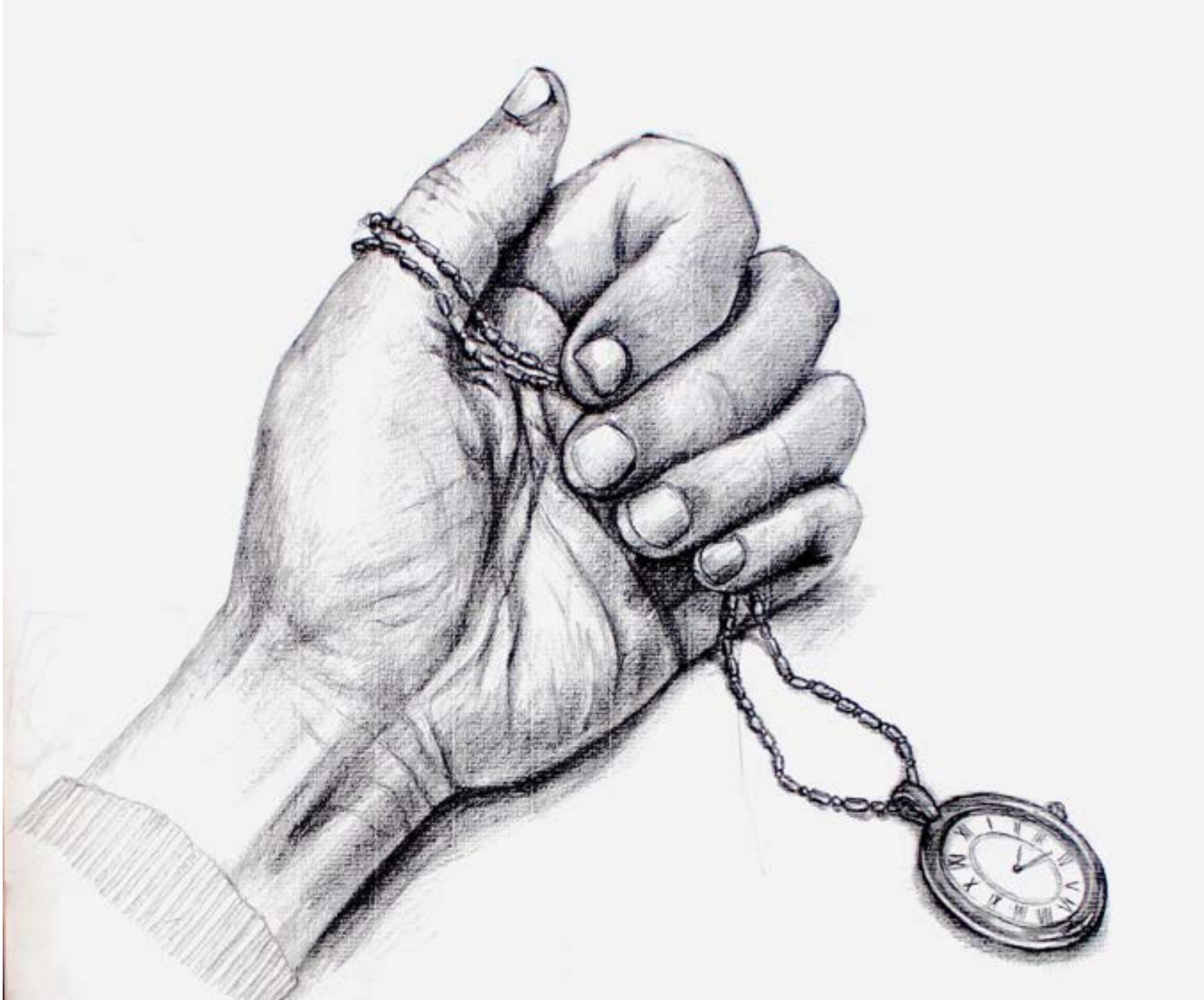
Dessin and Sketch

Original, October 2021



Dessin and Sketch 2

Art school assignment, October 2021



Daily Sketch

Original, At parties etc., April 2019



Record Jacket Design

Art shool challenge, October 2021


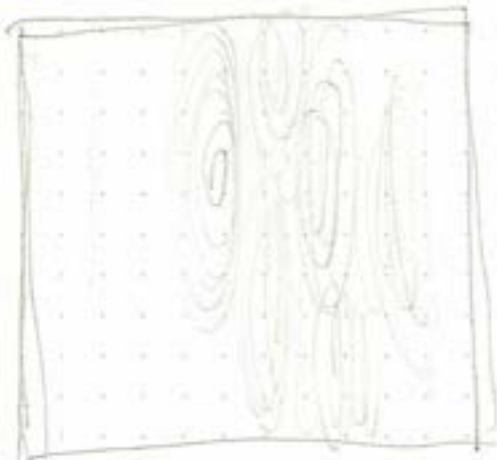
Various paper, Acrylic paint, 31x31 cm



Record Jacket Design

Art shool challenge, October 2021

Research and Idea development



Art School Challenge, September 2021

Various Paper, Paper clay,aluminum Foil, 26x26x18cm

Idea Development




Matchbox Art

Art school challenge, December 2021



Matchbox Art


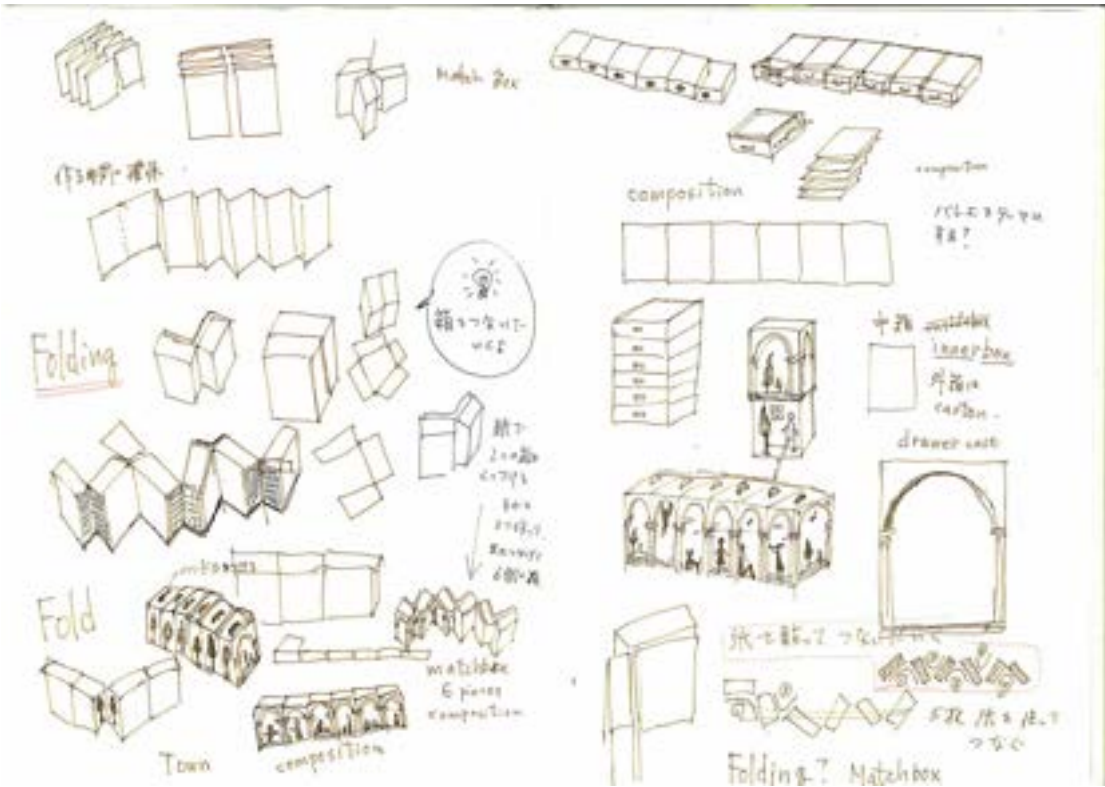
Art school challenge, December 2021



- match boxes, copy paper, colored pencils, pens, glue
7 x 1.7 x 22.5 cm,
December 2021

Matchbox Art

Art school challenge, December 2021



Idea Development and Process

- I wanted to make something that could be moved like a toy using multiple matchboxes.
- I thought about how to combine matchboxes. I realised that if I put paper on the matchboxes and connected them together, they could be folded and moved.
- What design should I make? I like ballet, so I wanted to include ballet elements.
- Drawing a figure in fantastic ballet costumes and sticking them on the box.
- If you pull out the box inside, you could play them as the effect of a dress-up doll.



Matchbox Art

Experiment, January 2022

Another Idea Development
Paper Doll Book

12x20cm, 30p
copy paper, pen, color pencil

I liked the ballet costumes I designed for Matchbox Art for children. So I wanted to make a dress-up book with them. This dress-up book is made with a horizontal slit from the centre of the notebook. Each time you turn it over, the head design and the costume are swapped.
We have also created colouring pages and pages for children to design their own dresses.



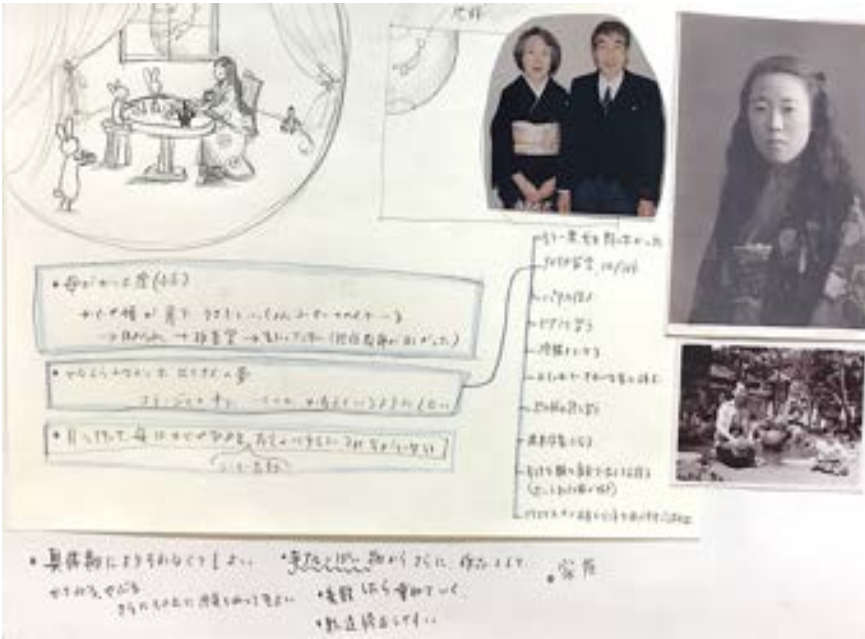
Family Collage

Art shool challenge, October 2021



Various old paper, paper napkin, Lace, Dry flowers, Photos
55cm x 38cm / October 2021

Research & Idea Development



Illustrated Book of Butterflies in the Edo Period

Original work, October 2009



Illustrated Book of Butterflies in the Edo Period

Original work, October 2009

御江戸蝶図鑑
Oedo Cho ZUKan

My own handmade bookbinding

28p. 26 x 28 x 3 cm

Japanese paper, cloth, colored paper, aluminum foil, wire



Summer homework when I attended illustration classes.

-I also made the bookbinding myself.

One day I picked up a Kabuki commentary in a bookshop. I had never seen a Kabuki play. But I thought I should know the story. First of all, I was very intrigued by the title. It was a colourful, gorgeous and somewhat exciting title that stayed in my memory for a long time.

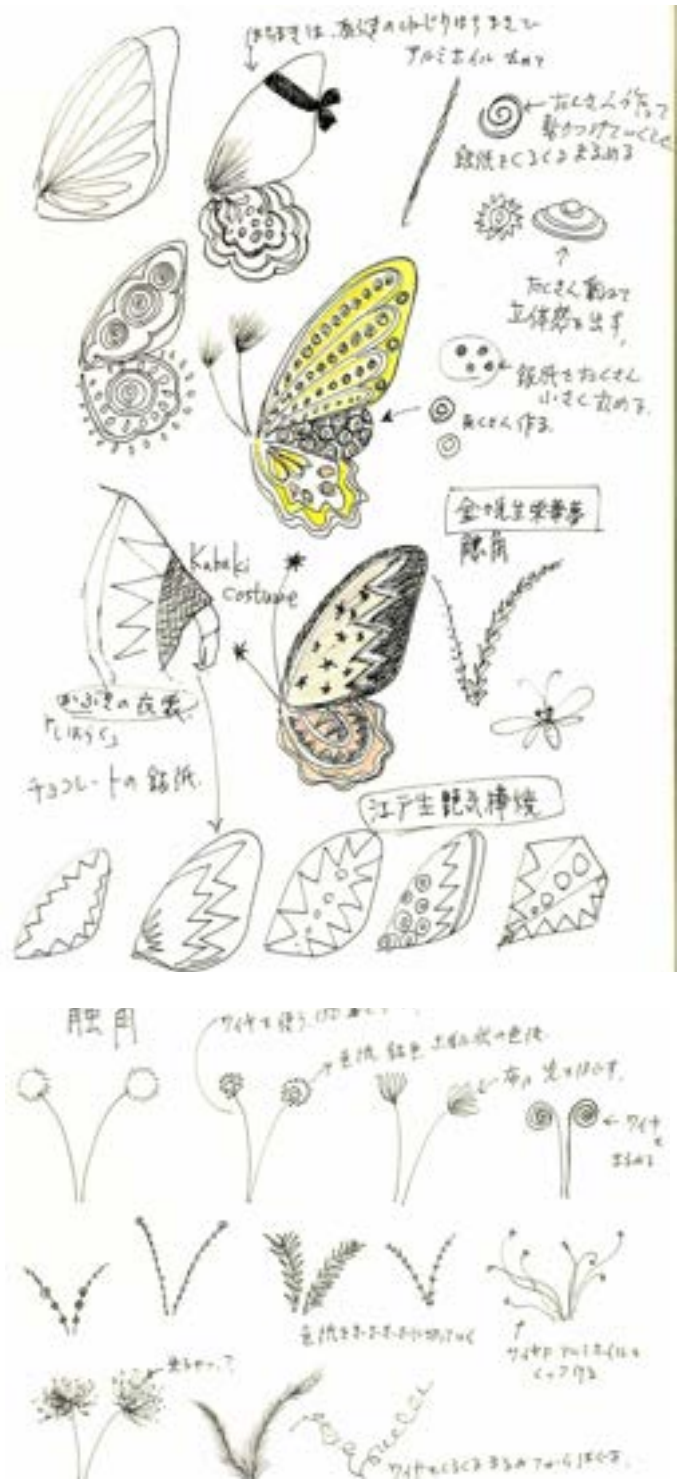
Later, I learnt about the big swallowtail butterfly of Borneo from a butterfly illustrated book. The bright colours reminded me of a Kabuki costume. The butterfly, the Kabuki title and the costume came together to create this piece.




Illustrated Book of Butterflies in the Edo Period

Original work, October 2009

Idea Development



Research Kabuki costume and Beautiful swallowtail butterflies



Illustrated Book of Butterflies in the Edo Period

Original work, October 2009



Fairy Shoes

Original work, 2010~2021

- These shoes were originally made for a ballet-themed craft competition.
- Six shoes were made from paper mache on the theme of the ballet Sleeping Beauty. Only one shoe each other.
- Received an honorable mention.
- Continuing to make a little bit of this series every year.



- 2010 - 2021
- Paper clay, oil clay, plaster, paper clay, glue, various papers, aluminium foil, acrylic paint
- Dimensions 10-12 cm wide, 5-12 cm high.



Fairy Shoes

Original work, 2010~2021




Fairy Shoes

Original work, 2010~2021, Design Development, Experiment

Process

A mould is made from oil clay and plaster, then dozens of small pieces of torn Japanese paper are pasted on top of each other.



Experiment

Created a story with these miniature shoes as characters.

- Story: Once upon a time, there was a princess who loved shoes. No matter how good the shoemaker made her shoes, she was never satisfied, so one day she threw them at the shoemaker.
- From that moment on, everything she touched turned into shoes. To be continued.
- Unfortunately, this piece was lost during the move. A few photographs have survived and are shown here.
- Watercolour, pen and pencil.

Mikachan to Capone : Award

This picture book won 17th place in Hakusensha's "Picture Book Store Award 2011" (February 2012).



https://www.amazon.co.jp/%E3%81%BF%E3%81%8B%E3%81%A1%E3%82%83%E3%82%93%E3%81%A8%E3%82%AB%E3%83%9D%E3%83%8D-%E6%9C%9D%E6%AF%94%E5%A5%88-%E3%81%8B%E3%81%8A%E3%82%8B/dp/489309520X/ref=sr_1_1?__mk_ja_JP=%E3%82%AB%E3%82%BF%E3%82%AB%E3%83%8A&crd=2A6XR49ZULJSS&keywords=%E3%81%BF%E3%81%8B%E3%81%A1%E3%82%83%E3%82%93%E3%81%A8%E3%82%AB%E3%83%9D%E3%83%8D&qid=1672998376&prefix=%E3%81%BF%E3%81%8B%E3%81%A1%E3%82%83%E3%82%93%E3%81%A8%E3%82%AB%E3%83%9D%E3%83%8D%2Caps%2C165&sr=8-1